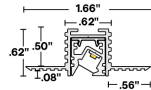





MICRO 5 POP MUD-IN- ENCAPSULATED (03) RGB

24VDC Linear Fixtures - Recessed



- MICRO 5 Series linear LED fixture designed to provide superior light performance and uniformity with discreet integration into drywall
- Two-piece mud-in fixture
- Features high quality LED strips encapsulated in polyurethane in a rigid extrusion providing a robust fixture
- Asymmetric fixture with an 80° focused beam 20° off-nadir
- Once installed, its wings are covered with tape and compound to create a seamless look
- Red, Green, and Blue LED allows for color changing applications

ORDERING PROCESS

A Specify LED Fixture

B Specify MUD-IN Housing

A. LED FIXTURE

INFORMATION REQUIRED FOR LIGHTING SCHEDULE

A1	A2	A3	A4	A5
PRODUCT	WATTS/ FT	CCT	RATED	LENS
POP-MD-03-RGB	4.0	RGB	ENC	TL

ADDITIONAL INFORMATION REQUIRED TO ORDER

A6	A7	A8	A9	A10	A11	A12	A13	A14
WIRE INPUT/ OUTPUT	CONNECTOR/ WIRE IN	CONNECTOR/ WIRE OUT	WIRE COLOR	WIRE TYPE	MOUNTING	FINISH	LENGTH (IN)	EXACT/ OPTIMAL

Sample Part Number: POP-MD-03-RGB-4.0-RGB-ENC-TL-S1A-BW-CLS-WH-CL2-SP-ST-48"-E

A1	A2	A3	A4	A5
PRODUCT	WATTS/FT	CCT	RATED	LENS
POP-MD-03-RGB See following pages for compatible power supplies.	4.0 4.0W/ft	RGB	ENC IP67	TL Translucent For representation of LED visibility, see Diode Visibility section on following pages. For beam angles, see Photometric Performance section on following pages

A6	A7	A8
WIRE INPUT/OUTPUT	CONNECTOR/WIRE IN	CONNECTOR/WIRE OUT
SINGLE (Input Only) S1A End Feed S1B End Feed S2A Bottom Feed S2B Bottom Feed For continuous mounting, consider bottom feed.	BW Bare Wire (Standard 24") BW: Standard length is 24"; Max length is 120". Request custom length by writing in part number next to BW (example: BW48)	CLS Closed End (No feed)
PASS THROUGH (Input/output) P1A End Feed P1B End Feed P2A Bottom Feed P2B Bottom Feed For continuous mounting, consider bottom feed.	BW Bare Wire (Standard 24") BW: Standard length is 24"; Max length is 120". Request custom length by writing in part number next to BW (example: BW48)	BW Bare Wire (Standard 24") BW: Standard length is 24"; Max length is 120". Request custom length by writing in part number next to BW (example: BW48)

A9	A10	A11	A12	A13	A14
WIRE COLOR	WIRE TYPE	MOUNTING	FINISH	LENGTH (IN)	EXACT/OPTIMAL
WH White BK Black	CL2 Class 2 CL2P Plenum Rated CL2P only available with bare wire leads (BW)	SC Screw SP Spring Clip For either mounting option POP-MD-MNT-KIT is required for mounting POP into the Mud-In Channel	ST Satin BK Black BZ Bronze WH White CU Custom Custom finishes have longer lead times. Non-RAL 9003 whites custom.	Minimum length is 12", maximum length is 98.43" not including end caps. Contact us for lengths under 12".	E Exact specified length O Optimal illumination Exact fixtures match the exact length you specify, but they may have dim spots at the ends. Optimal fixtures are slightly shorter than the length specified, but provide full illumination from end to end.

5 year warranty | Warranty only valid with QTL power supplies | Field modifications void warranty | Data subject to change, all data has +/- 5% tolerance



MICRO 5 POP MUD-IN-ENCAPSULATED (03) RGB

24VDC Linear Fixtures - Recessed

B. MUD-IN HOUSING

B1	B2
PRODUCT	LENGTH
POP-MD	

Sample Part Number: POP-MD-FCN

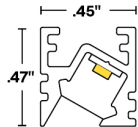
B1	B2
PRODUCT	LENGTH
POP-MD	<div><div>FCN</div><div>CTL</div><div>Field Cuttable Cut to Length</div></div> <div>Full length 98.43" housings will be sent for field cuttable specifications. Quantity will be determined by dividing the POP fixture measurements by 98.43 and rounding up. Cut to length housing specifications will be the length of the POP fixture specified, plus .125" for endcaps.</div>



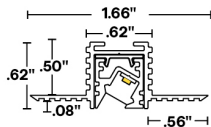
MICRO 5 POP MUD-IN-ENCAPSULATED (03) RGB

24VDC Linear Fixtures - Recessed

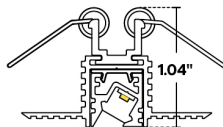
A1 PRODUCT - DIMENSIONS



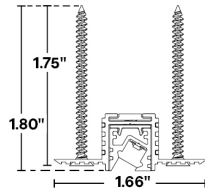
Profile



Profile with mud-in accessory



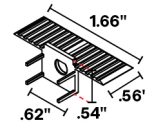
Profile with mud-in accessory and spring clip



Profile with mud-in accessory and screw mount

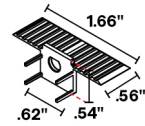
END CAPS

Flat end caps



Feed

To order separately, use
POP-EC-MDIN-A-ST



Feed


To order separately, use
POP-EC-MDIN-B-ST

A2 DELIVERED LUMENS

[Calculated L70 = 40000 hrs]
Tested with POP-03-RGB-4.0-RGB-ENC

	Red		Green		Blue		All
	LM/FT	Wavelength	LM/FT	Wavelength	LM/FT	Wavelength	
TL	16	627	46	524	13	469	70

A5 DIODE VISIBILITY



ENC/TL - Translucent encapsulation

TEMPERATURE RATINGS

	4.0 W/FT	
	Min	Max
Ambient Operating Temp - Recessed	-4°F	100°F

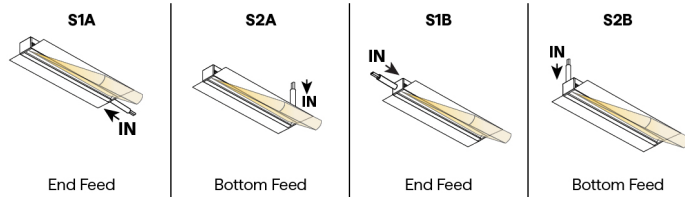


MICRO 5 POP MUD-IN-ENCAPSULATED (03) RGB

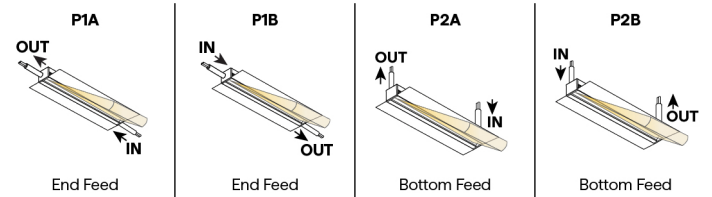
24VDC Linear Fixtures - Recessed

A6 WIRE INPUT/OUTPUT

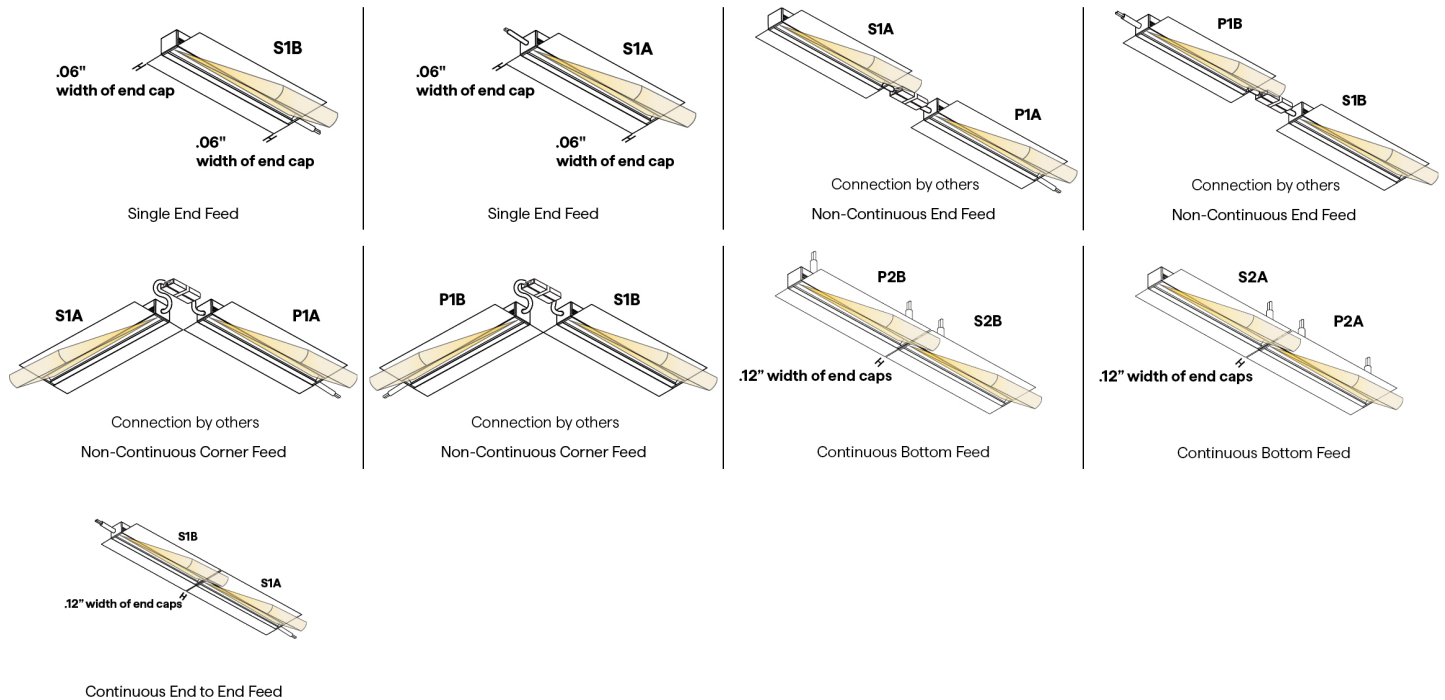
ASYMMETRIC ONLY SINGLE (Input only)



ASYMMETRIC ONLY PASS THROUGH (Input/Output)

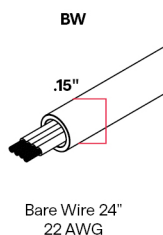


CONFIGURATION OPTIONS




A7 / A8 CONNECTOR/WIRE - IN/OUT

Connector/Wire In or Out not needed to specify product. Typical selection is S1 for Wire Input/Output, BW for Connector/Wire In, N/A for Connector/Wire Out



A9 WIRE COLOR



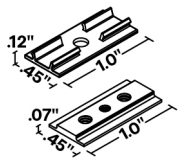


MICRO 5 POP MUD-IN-ENCAPSULATED (03) RGB

24VDC Linear Fixtures - Recessed

A11 MOUNTING

POP-MD-MNT-KIT



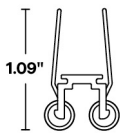
Plastic Clip Kit

2 clips provided for 4' or less;
4 clips provided for greater than 4'

To order separately use POP-MD-MNT-KIT

Each clip comes with a #4 x 3/16 Flat Head SS" and two #6 x 1/8" long set screws

SP



Spring Clip

Only to be used with mud-in accessory

4 clips provided for each full length of MUD-IN

To order separately use SP-02


832



832 Silicone

Sold separately

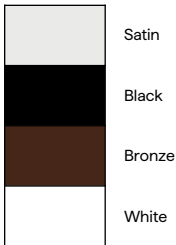
SC



Screw

6 #6x1.75" flat head screws are provided for each full length of MUD-IN

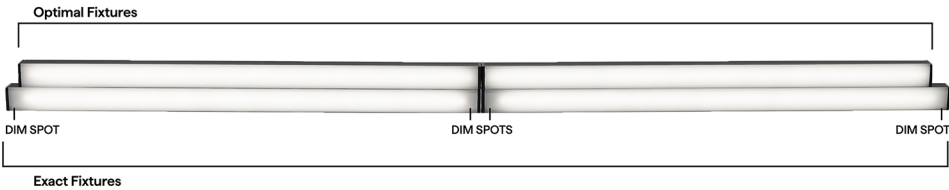
A12 FINISH



Custom finishes require a longer lead time, consult factory

15 EXACT/OPTIMAL FIXTURE LENGTH

Exact fixtures are the exact length specified. Optimal fixtures' length is rounded down based on LED cut points to allow the fixture to be illuminated end to end. For runs with multiple fixtures that need to fill a specific length, it's recommended to order all optimal fixtures with an exact fixture at the end of the run.





MICRO 5 POP MUD-IN-ENCAPSULATED (03) RGB

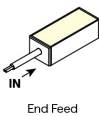
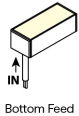
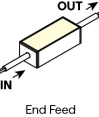
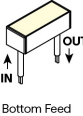
24VDC Linear Fixtures - Recessed

RGB ENC LENGTHS BY INCH

EXACT LENGTH


Requested Length	Potential dim spot on either end of a S1 fixture
	
12"	1"
13"	0.5"
14"	1"
15"	0.5"
16"	1"
17"	0.5"
18"	1"
19"	0.5"
20"	1"
21"	0.5"
22"	1"
23"	0.5"
24"	1"
36"	1"
48"	1"
60"	1"
72"	1"
84"	1"
96"	1"

OPTIMAL LENGTH

Requested Nominal Length	S1A/B & S2A/B		P1A/B & P2A/B	
	S1	S2	P1	P2
				
12"	10.50"		10.75"	
13"	12.50"		12.75"	
14"	12.50"		12.75"	
15"	14.50"		14.75"	
16"	14.50"		14.75"	
17"	16.50"		16.75"	
18"	16.50"		16.75"	
19"	18.50"		18.75"	
20"	18.50"		18.75"	
21"	20.50"		20.75"	
22"	20.50"		20.75"	
23"	22.50"		22.75"	
24"	22.50"		22.75"	
36"	34.50"		34.75"	
48"	46.50"		46.75"	
60"	58.50"		58.75"	
72"	70.50"		70.75"	
84"	82.50"		82.75"	
96"	94.50"		94.75"	

A14 EXACT/OPTIMAL FIXTURE LENGTH

Exact fixtures are the exact length specified. Optimal fixtures' length is rounded down based on LED cut points to allow the fixture to be illuminated end to end. For runs with multiple fixtures that need to fill a specific length, it's recommended to order all optimal fixtures with an exact fixture at the end of the run.



COMPATIBLE POWER SUPPLIES

See power supplies cut sheets for more information. Data subject to change, all data has +/- 5% tolerance.

DIM TO LEVEL	INDOOR	OUTDOOR
	MICRO 5-RGB	MICRO 5-RGB
0.1%	QT-CAB-eLED+DALI-DT8 QT-CAB-eLED+DMX QTM-eLED+DALI-DT8 QTM-eLED+DMX QZ-DMX	Q-SET-QZ-DMX QOM-eLED+DALI-DT8 QOM-eLED+DMX QOM-eLED+PS-DALI-DT8 QZ-DMX
1%	QZ-DALI-DT8	Q-SET+QZ-DALI-DT8 QZ-DALI-DT8
10%	Non-Dim Power Supply with RGB App Dongle	




MICRO 5 POP MUD-IN-ENCAPSULATED (03) RGB

24VDC Linear Fixtures - Recessed

DIMMING PROTOCOL	INDOOR	OUTDOOR
	MICRO 5-RGB	MICRO 5-RGB
DMX	QTM-eLED+DMX QZ-DMX	Q-SET-QZ-DMX QOM-eLED+DMX QZ-DMX
DALI-2: DT8	QT-CAB-eLED+DALI-DT8 QTM-eLED+DALI-DT8 QZ-DALI-DT8	Q-SET+QZ-DALI-DT8 QOM-eLED+DALI-DT8 QZ-DALI-DT8

COMPATIBLE WIRING ACCESSORIES



UL Listed, miniature
junction box, DRY/DMP
(WET rated with silicone)

COMPATIBLE CONTROL ACCESSORIES

SCENE APP DONGLE



Wi-Fi or Bluetooth
Connectivity

COMPATIBLE APPS

NFC APP



Read and write
DMX addresses and
adjust voltage